



District Report Card: 2017


State: Haryana	District: Faridabad
Class: 8	Subject: Mathematics
Schools: 51	Students: 1199


Participation/Coverage


Students

<div>GENDER</div> <div></div>	Boys				Girls			
	Number		%		Number		%	
	606		50.54		593		49.46	

<div>AREA</div> <div></div>	Rural				Urban			
	Number		%		Number		%	
	685		57.13		514		42.87	

<div>CATEGORY</div> <div></div>	SC		ST		OBC		GEN	
	Number	%	Number	%	Number	%	Number	%
	332	27.69	2	0.17	386	32.19	479	39.95

<div>CWSN</div> <div></div>	LD	VI	HI	S&LD	ID	Oth
	1	0	2	0	0	16

<div>Management</div> <div></div>	Government			Government-aided		
	Number		%	Number		%
	1199		100.00	0		0.00

Average Performance of Students in Mathematics (%)

Overall	Gender		Area		Management		Social Group			
	Male	Female	Rural	Urban	Govt.	Aided	SC	ST	OBC	GEN
35.07	34.74	35.41	31.89	39.31	35.07	0.00	33.33	33.33	33.85	37.27

Performance on Learning Outcomes (LOs)

Learning Outcomes	Description	Average Performance(%)
M601	Solves problems involving large numbers by applying appropriate operations	32.60
M606	Solves problems on daily life situations involving addition and subtraction of fractions / decimals	34.47
M620	Finds out the perimeter and area of rectangular objects in the surroundings like floor of the class room, surfaces of a chalk box etc.	33.11
M621	Arranges given/collected information in the form of table, pictograph and bar graph and interprets them	30.39
M702	Interprets the division and multiplication of fractions	27.69
M705	Solves problems related to daily life situations involving rational numbers	31.03
M706	Uses exponential form of numbers to simplify problems involving multiplication and division of large numbers	26.07
M707	Adds/subtracts algebraic expressions	44.04
M710	Solves problems related to conversion of percentage to fraction and decimal and vice versa	27.70
M717	Finds out approximate area of closed shapes by using unit square grid/graph sheet	31.58
M719	Finds various representative values for simple data from her/his daily life contexts like mean, median and mode	51.06
M721	Interprets data using bar graph	48.52
M801	Generalizes properties of addition, subtraction, multiplication and division of rational numbers through patterns	30.82
M802	Finds rational numbers between two given rational numbers	41.31
M803	Proves divisibility rules of 2, 3, 4, 5, 6, 9 and 11	47.54
M804	Finds squares, cubes, square roots and cube roots of numbers using different methods	34.59
M808	Uses various algebraic identities in solving problems of daily life	37.38
M812	Verifies properties of parallelogram and establishes the relationship between them through reasoning	28.69
M818	Finds surface area and volume of cuboidal and cylindrical object	17.05
M819	Draws and interprets bar charts and pie charts	34.28

Range of Performance of Students who Answered Correctly							
Below 30%		30% - 50%		50% - 75%		Above 75%	
Number	%	Number	%	Number	%	Number	%
521	43.45	446	37.20	216	18.02	16	1.33

Lowest Performing Learning Outcomes (LOs)

- 1 - Finds surface area and volume of cuboidal and cylindrical object (17.05)
- 2 - Uses exponential form of numbers to simplify problems involving multiplication and division of large numbers (26.07)
- 3 - Interprets the division and multiplication of fractions (27.69)

- 4 - Solves problems related to conversion of percentage to fraction and decimal and vice versa (27.70)
- 5 - Verifies properties of parallelogram and establishes the relationship between them through reasoning (28.69)